



Tessellate

Designed by Roger Webb Associates




Create your own acoustic configuration with the new Tessellate collection from Ocee Design.

With seven shapes, different depth options and extensive fabric and colour choices, Tessellate is a bright and flexible acoustic panel system.

The Tessellate acoustic panels have been tested to Class A absorption, meaning they are highly efficient at absorbing sound across a wide range of frequencies.

 4 weeks

 5 year warranty

 3.5kg
DIAMOND
3.5kg
TRAPEZIUM

4kg
SQUARE 600 x 600 x 65

14kg
RECTANGLE 600 x 1800 x 100



Features

Part of the Positive Sound acoustic collection

Class A absorption

Highly efficient at absorbing sound across a wide range of frequencies

The panels achieve 100% absorption

Recycled core material

65mm and 100mm depth available

Available in 4 fabric ranges and 133 colours

7 different shapes

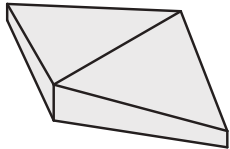
Bespoke installation fixing system

Can be installed flush against the wall

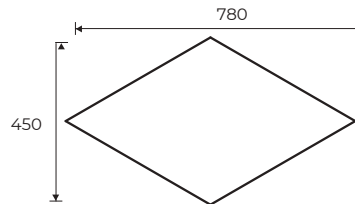
For full details on Positive Sound please see the Ocee website

Tessellate Diamond

Dimensions (mm)

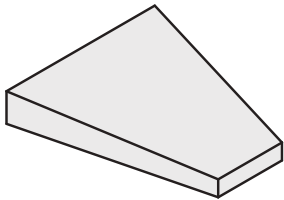


DIA-450780
Diamond shaped
acoustic wall
panel 450mm x
780mm

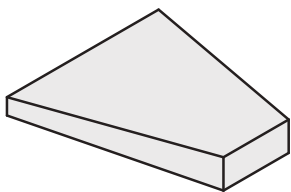

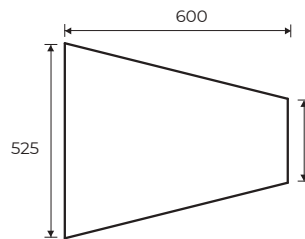


Tessellate Trapezium

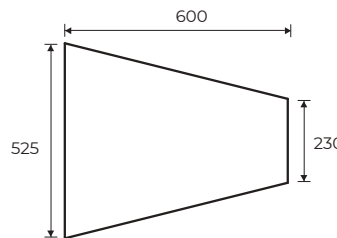
Dimensions (mm)



TRA1-525600
Trapezium shaped
acoustic wall panel
525mm x 600mm



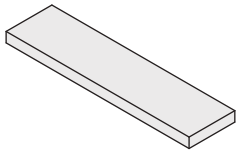
TRA2-525600
Trapezium shaped
acoustic wall panel
525mm x 600mm



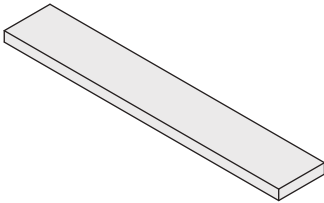

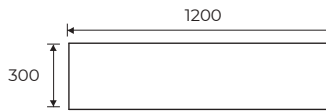
Tessellate Rectangle/Square

65mm Depth

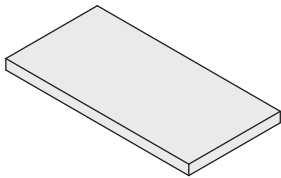

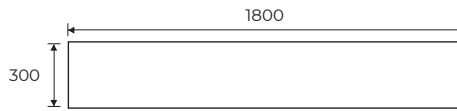
Dimensions (mm)



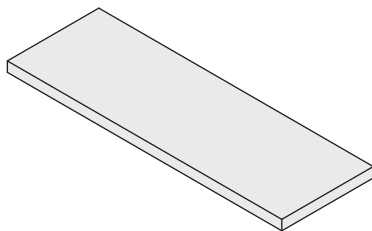

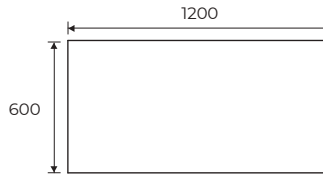
REC-65-3001200
Rectangle shaped wall panel, 65mm thickness, 300mm x 1200mm



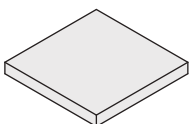
REC-65-3001800
Rectangle shaped wall panel, 65mm thickness, 300mm x 1800mm




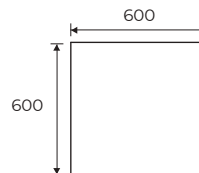
REC-65-6001200
Rectangle shaped wall panel, 65mm thickness, 600mm x 1200mm



REC-65-6001800
Rectangle shaped wall panel, 65mm thickness, 600mm x 1800mm



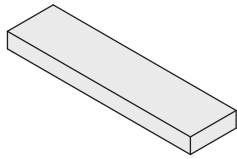
SQU-65-600600
Square shaped wall panel, 65mm thickness, 600mm x 600mm



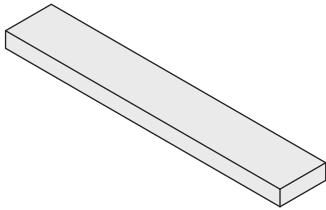

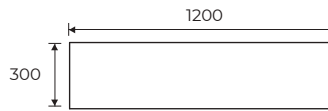
Tessellate Rectangle/Square

100mm Depth

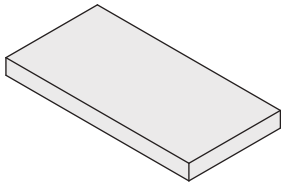

Dimensions (mm)



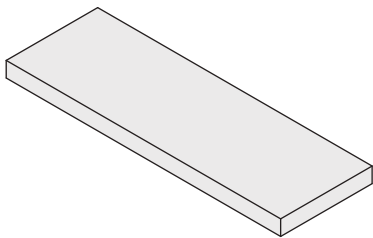
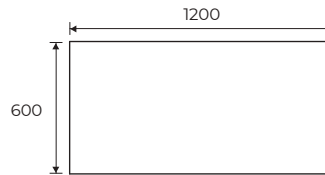
REC-100-3001200
Rectangle shaped wall panel, 100mm thickness, 300mm x 1200mm



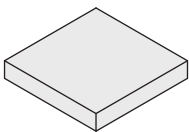
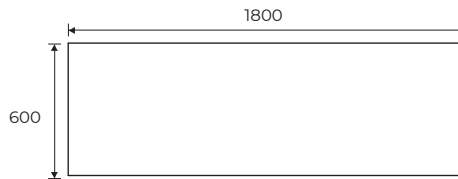
REC-100-3001800
Rectangle shaped wall panel, 100mm thickness, 300mm x 1800mm



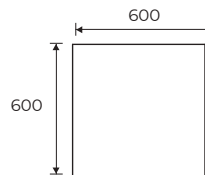
REC-100-6001200
Rectangle shaped wall panel, 100mm thickness, 600mm x 1200mm



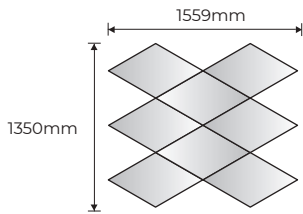
REC-100-6001800
Rectangle shaped wall panel, 100mm thickness, 600mm x 1800mm



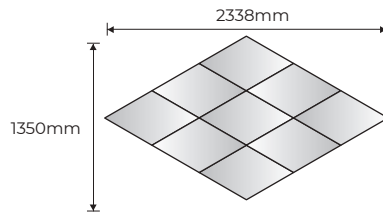
SQU-100-600600
Square shaped wall panel, 100mm thickness, 600mm x 600mm



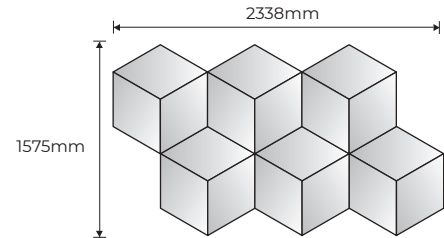
Example Configurators



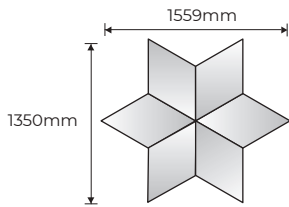
8 X DIA-450780-



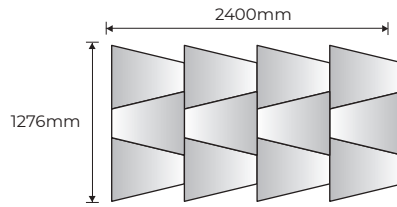
9 X DIA-450780-



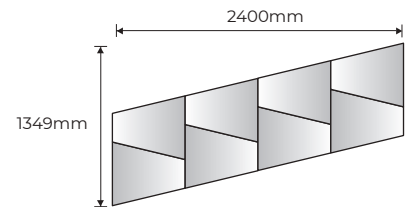
18 X DIA-450780-



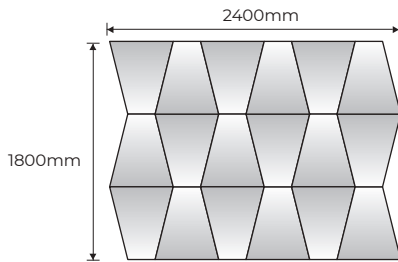
6 X DIA-450780-



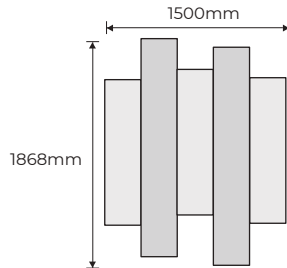
12 X TRA1-526600-



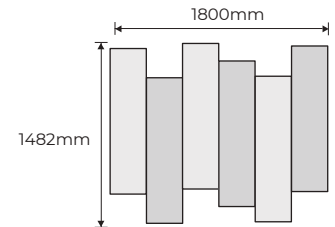
8 X TRA1-526600-



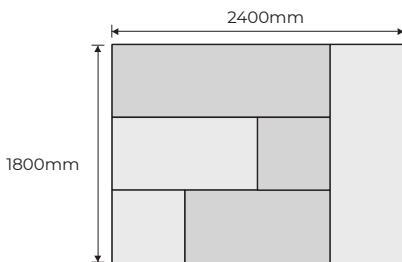
18 X TRA2-526600-



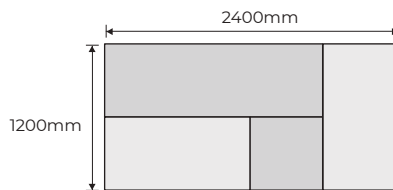
**3 X REC-65-3001200-
2 X REC-65-3001800-**



6 X REC-100-3001200-



**2 X REC-65-6001200-
2 X REC-65-6001800-
2 X SQU-65-600600-**



**2 X REC-65-6001200-
1 X REC-65-6001800-
1 X SQU-65-600600-**

All measurement are in mm and are approximate
Prior to install the surface of the wall must be determined as this could affect fixings or configurations

Fabric Options

Camira Carlow - A




Camira Cara - A



Camira Blazer Lite - B

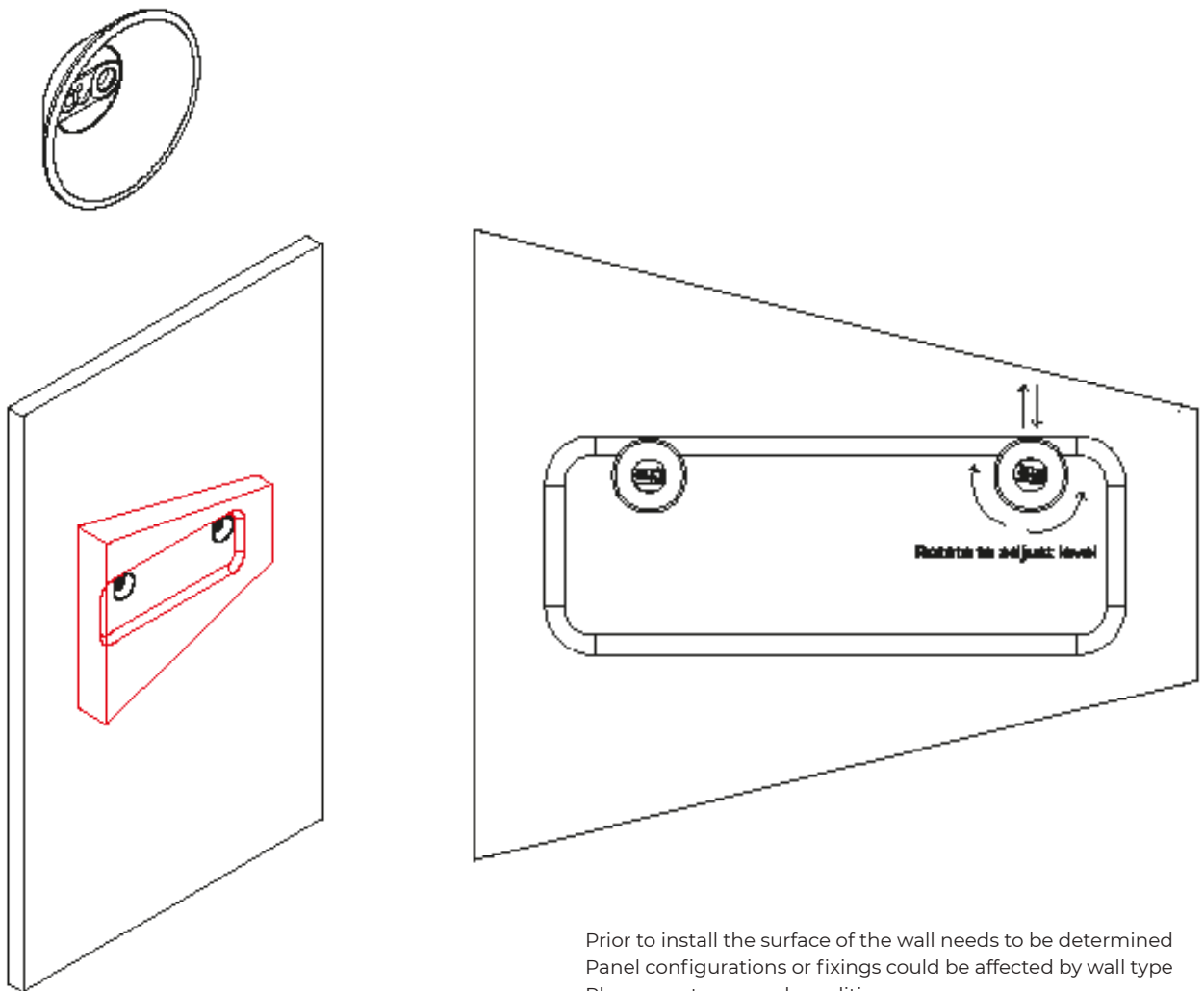


Kvadrat Canvas - C



Fixing Options

As part of the Tessellate collection Ocee has developed a bespoke and easy wall fixing system. These are included with the panels.



Prior to install the surface of the wall needs to be determined
Panel configurations or fixings could be affected by wall type
Please see terms and conditions